

ESERCIZIO SUL DIMENSIONAMENTO DEL PIANO VERTICALE DI CODA

Assegnato il velivolo le cui caratteristiche geometriche principali sono riportate in figura e supposta la sua velocità pari a 150 metri al secondo al livello del mare, dimensionare il piano di coda verticale (superficie, allungamento, posizionamento etc.) affinché il $C_{n\beta}$ del velivolo completo sia pari a $.1 \text{ rad}^{-1}$

Discutere e giustificare tutte le ipotesi fatte nonché tracciare i grafici della superficie in funzione dei vari parametri geometrici del piano verticale di coda




FIGURE 2.21
Wing body characteristics

directional stability. The mechanism by which the vertical tail provides directional stability is shown in Fig. 2.30. If we consider the vertical tail surface in Fig. 2.30, we see that when the airplane is flying at a positive roll angle, the vertical tail produces a side force (lift force in xy plane) which tends to rotate the airplane about its center of gravity. The moment produced is a restoring moment. The side force acting on the vertical tail can be expressed as

$$Y = -C_{L\beta} \rho V^2 S_{vt} l_{vt} \beta \quad (2.25)$$




FIGURE 2.22
Directional stability derivative

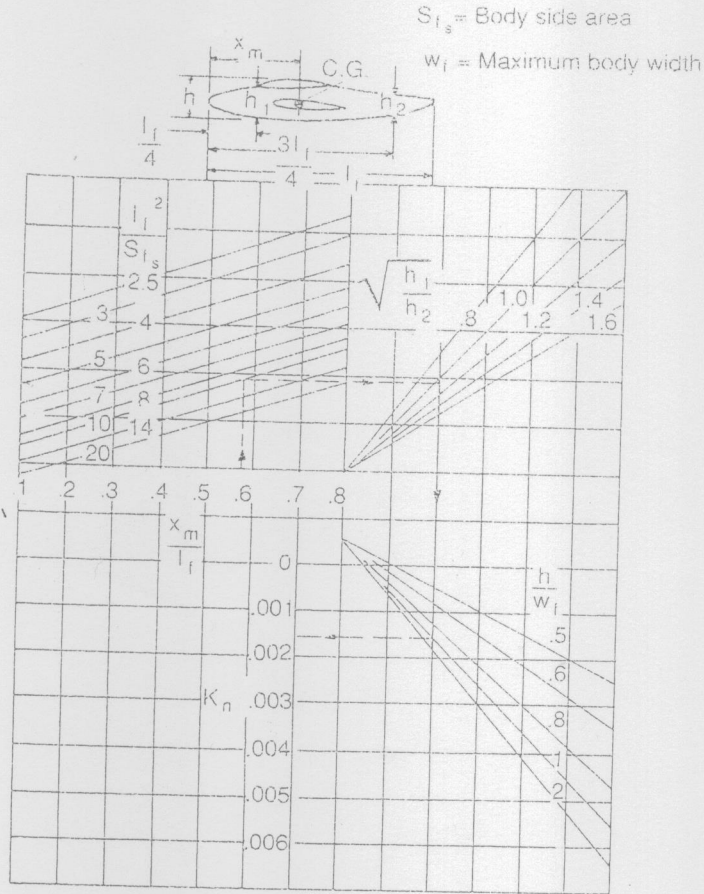


FIGURE 2.28
Wing body interference factor.

directional stability. The mechanism by which the vertical tail produces directional stability is shown in Fig. 2.30. If we consider the vertical tail surface in Fig. 2.30, we see that when the airplane is flying at a positive sideslip angle, the vertical tail produces a side force (lift force in xy plane) which tends to rotate the airplane about its center of gravity. The moment produced is a restoring moment. The side force acting on the vertical tail can be expressed as

$$Y_v = -C_{L_{\alpha_v}} \alpha_v Q_v S_v \tag{2.75}$$

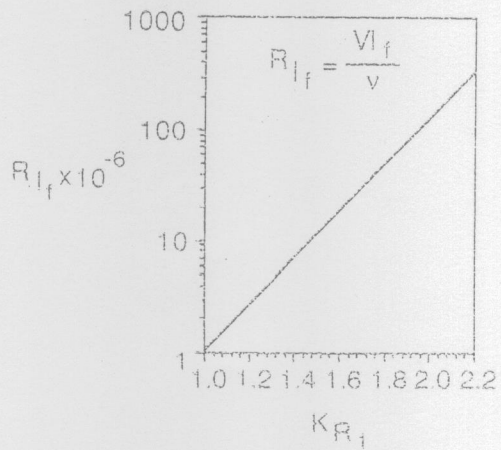


FIGURE 2.29
Reynolds number correction factor.

$l_f = 13.7 \text{ m}$ $x_m = 8.0 \text{ m}$ $w_1 = 1.6 \text{ m}$ $S_{f_s} = 15.4 \text{ m}^2$
 $h = 1.6 \text{ m}$ $h_1 = 1.6 \text{ m}$ $h_2 = 1.07 \text{ m}$

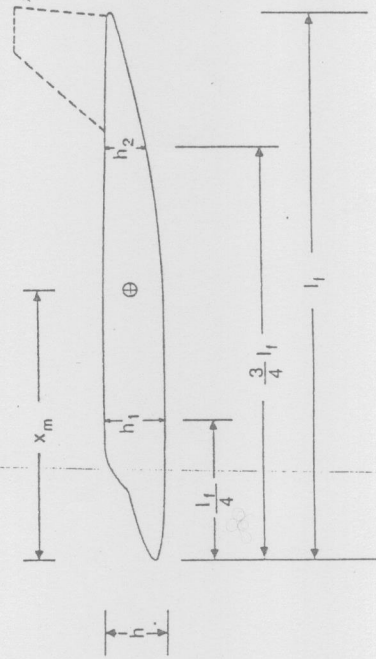


FIGURE P2.9

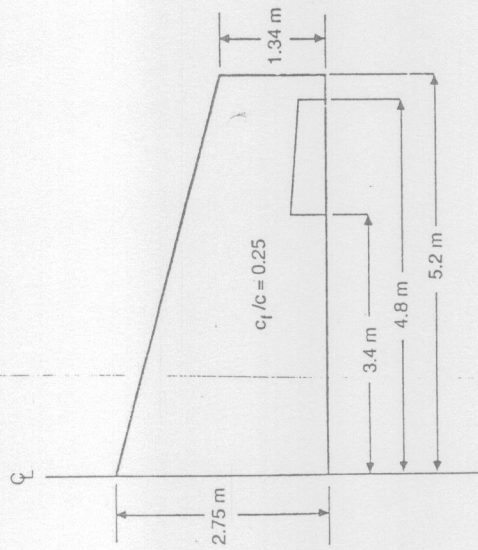


FIGURE P2.10

REFERENCES

- 2.1. Dickman, E. W.: *This Aviation Business*, Brentano's, New York, 1926.
- 2.2. Gibbs-Smith, C. H., and T. D. Crouch: "Wilbur and Orville Wright—A 75th Anniversary Commemoration," *Astronautics and Aeronautics*, pp. 8-15, December, 1978.
- 2.3. Perkins, C. D.: "Development of Airplane Stability and Control Technology," *AIAA Journal of Aircraft*, vol. 7, no. 4, 1970.
- 2.4. Etkin, B.: *Dynamics of Flight*, Wiley, New York, 1959.
- 2.5. Perkins, C. D., and R. E. Hage: *Airplane Performance Stability and Control*, Wiley, New York, 1949.